






Art Overview – Skills Coverage



	EYFS - Expressive Arts and Design	EYFS - Expressive Arts and Design	EYFS - Expressive Arts and Design
Nursery	<p>Drawing / Painting Self-portraits Make marks with a range of tools and grips</p>	<p>Drawing / Painting Use mark making tools to make enclosed shapes.</p>	<p>Drawing / Painting Use mark making tools with control to add detail to shapes.</p>
Reception	<p>Drawing / Painting Self-portraits Draw familiar people from memory, with attention to detail. Experiment with colours and textures Mark making and patterns</p>	<p>Drawing / Painting Observational drawings – develop idea of scale Experiment with colours and textures – mix and create new colours, predict and narrate the effects</p>	<p>Drawing / Painting / Sculptures Observational drawings – increasing detail of natural found objects and living things. Experiment with colours and mediums Experiment with attaching materials</p>
	Drawing	Painting	Sculpting
Year 1	<p>Friedensreich Hundertwasser</p> <p>Homes Landscape</p> <ul style="list-style-type: none"> Experiment with Drawing Explore line and shape  <p>PENCIL and PASTEL</p>	<p>Wassily Kandinsky</p>  <p>Painting with Colour</p> <ul style="list-style-type: none"> Become familiar with colour Be able to paint a colour wheel with primary colours Experiment with mixing colours Explore pattern and texture when painting 	<p>Ice Cream Sculptures</p> <ul style="list-style-type: none"> Begin to produce a sculpture with support Begin to manipulate mixed materials to form a given shape 

Year 2

Van Gogh

Observational drawing – Objects from Nature


- Drawing experiments
- Draw from observation
- Explore line, space, form and shape

PENCIL, PASTEL and CHALK



Edward Tingatinga

African Animals



- Choose appropriate colours
- Be able to paint a colour wheel with primary colours
- Mix primary colours
- Choose appropriate pattern and texture when painting
- To apply knowledge and skills to develop a painting outcome linked to theme

Foil Figurine Sculpture

Alberto Giacometti

- Explore creating using further mixed materials
- Manipulate design to create a chosen shape



Year 3

Scarab Beetles



- Drawing experiments
- Introduce formal elements
- Draw from observation and images
- Show shape, pattern

PENCIL, PASTEL and INK

Cave Painting

Become familiar with new keywords linked to colour theory






- Be able to paint a colour wheel with primary and secondary
- To be able to mix secondary colours
 - To experiment with different paint techniques – pointillism, brush strokes, wash and stippling
 - Introduce different types of brushes (if applicable)



Picasso
Abstract faces

- Experiment with sculpting
- Introduce formal elements
- Explore a range of sculpting material



<p>Year 4</p>	<p>Giuseppe Arcimboldo</p> <p>Observational drawing of fruit/food</p> <ul style="list-style-type: none"> • Show tone and shading • Show texture and depth • Combine skills in a drawing <p>PENCIL, PASTEL and CHALK</p> 	<p>Alma Thomas</p> <p>Fields of Colour</p>  <ul style="list-style-type: none"> • To experiment with different paint techniques – pointillism, brush strokes, wash and stippling <ul style="list-style-type: none"> • To be able to identify warm and cool colours and use these in paintings • To be able to analyse a paint artist (abstract artist) using keywords to show understanding • To apply knowledge and skills to develop a painting outcome linked to theme 	<p>Roman Coil Pots</p> <p>With Clay</p> <ul style="list-style-type: none"> • Experiment with using clay • Introduce formal tools and sculpting techniques • Explore manipulation of materials to produce a form/shape 
<p>Year 5</p>	<p>Viking Portraits</p> <ul style="list-style-type: none"> • Drawing experiments – different drawing materials and sources • Introduce/ recap formal elements • Draw from a combination of sources including observation and images • drawings with shape, tone and texture <p>PENCIL, CHARCOAL and INK</p> 	<p>Jim Edwards</p> <p>Local Artist Study</p> <ul style="list-style-type: none"> • Become familiar with new keywords linked to colour theory • Be able to paint a colour wheel with primary and secondary • To be able to mix secondary colours (extension – tertiary colours) • To be able to identify warm and cool colours and use these in paintings to create a mood • To be able to mix tints and shades • To experiment with different paint techniques – pointillism, brush strokes, wash, blending and 	<p>Greek Pots</p> <ul style="list-style-type: none"> • Develop techniques when using sculpting materials • Manipulate new materials to produce a form/shape • Produce a model based upon researched characteristics 

		<p>stippling - recall prior knowledge on different brush types if applicable</p>	
<p>Year 6</p>	<p>Henry Moore</p> <p>Blitz Perspective Drawings</p> <ul style="list-style-type: none"> •Detailed drawings with shape, tone and texture •Use simple perspective •Awareness of composition (layout) <p>PENCIL AND CHARCOAL</p>	<p>Daniel Mackie</p> <p>Animals in Danger</p> <ul style="list-style-type: none"> •To experiment with different paint techniques – pointillism, brush strokes, wash, blending and stippling - recall prior knowledge on different brush types if applicable •To be able to analyse a paint artist (impressionist artist) using keywords to show understanding •To apply knowledge and skills to develop a painting outcome linked to theme 	<p>Mayan Masks</p> <ul style="list-style-type: none"> • Use formal techniques when using clay • Use formal tools and sculpting techniques with independence • Manipulate materials to produce a texture, pattern and shape • Produce a clay sculpture based on researched characteristics

